


**Measuring
Direction & Colors
for ahg-shooting garments**



Measuring Direction for ahg-shooting garments

(Please use the pictures as a guide)

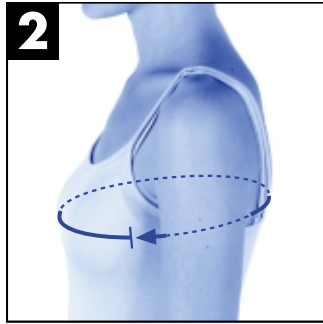
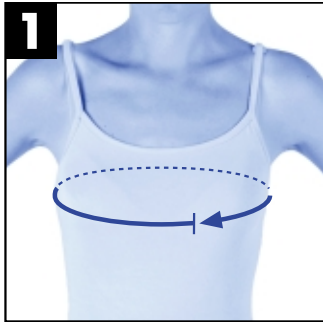
Please note the following:

when measuring, please wear the underwear you wear when shooting. Measurements 3a, 4a and 10a are taken approx. 3.5 cm above the hip bone. If you take measurements 3a and 4a while wearing your shooting pants, please state accordingly. The measuring tape should not be too tight, but it should not slide down either.

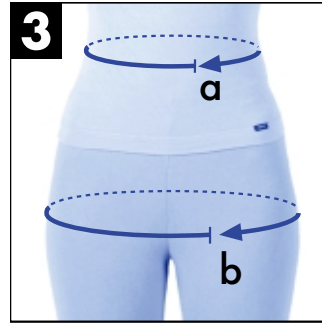
10 % surcharge on custom-made garments: men's normal sizes 56 and up, abnormal sizes 28 and up as well as ladies' sizes 48D and up.

20 % surcharge on shooting jackets with a chest circumference of 130 cm and up.

No refund/exchange for custom-made garments.

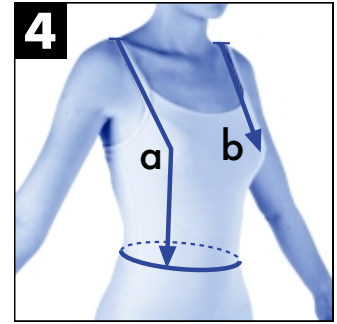


1+2 chest: wrap the measuring tape around the upper body underneath the armpits, measuring the widest part of the chest with the tape rising slightly upwards in the back.



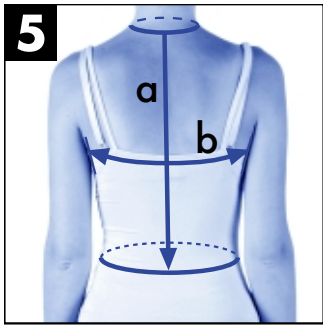
3 a) waist: take the measurement approx. 3.5 cm above the hip bone. At this point put a belt around the waist which helps to take the measurements for 4, 5 and 10.

b) hip: measure the biggest part around the buttock.



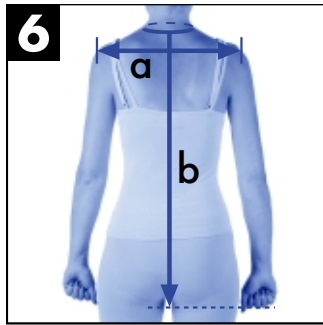
4 a) front waist length: measure from the top of the shoulder, close to the neck, down over the breast nipple, to the lower edge of the waist belt.

b) chest height: measure from the top of the shoulder, close to the neck, down to the breast nipple.



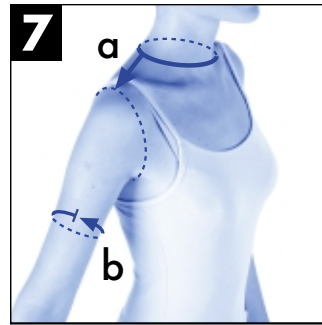
5 a) waist length: measure from the neck vertebrae down along the spine to the lower edge of the waist belt.

b) width of the back: measure horizontally from armpit to armpit. Important: standing loosely upright.



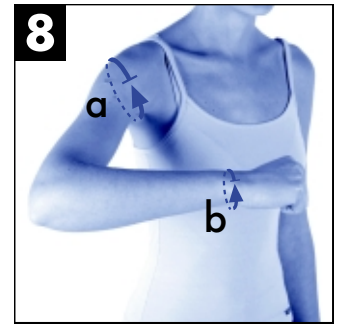
6 a) width of shoulders: measure from shoulder point to shoulder point.

b) length of the back: measure from the neck vertebrae down along the spine to the knuckle of your hand.



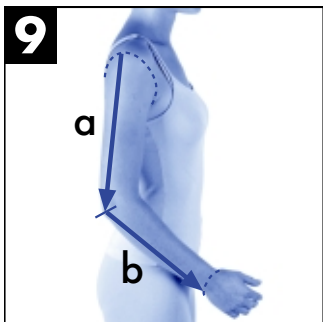
7 a) width of the shoulder: measure from the side of your neck to the end of your shoulder.

b) upper arm: measure the circumference of the largest point of your biceps.



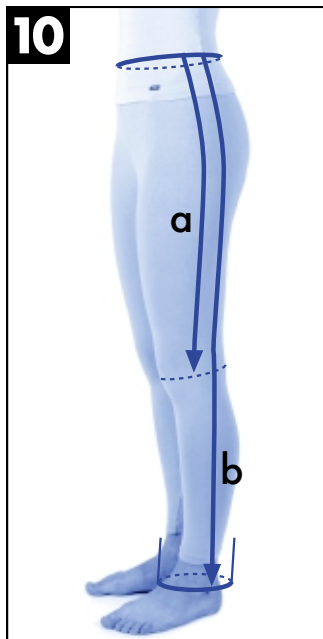
8 a) armpit: measure the circumference of the armpit when raising and bending the arm slightly.

b) wrist circumference: measure the largest point around the wrist bone.



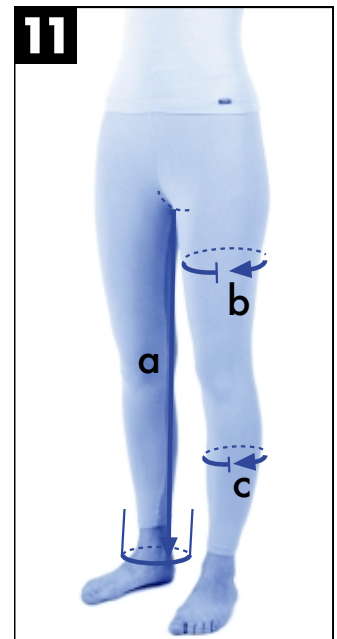
9 a) length of upper arm: measure the outside of the arm from the top of the shoulder down to the elbow.

b) length of lower arm: measure from the slightly bent elbow down to the wrist bone.



10 a) knee pad: measure down the side from the upper edge of the waist belt to the middle of the knee.

b) length of the side: measure down the side of the leg from the upper edge of the waist belt to the desired length of the pants.



11 a) length of inside leg: measure from the crotch to the desired length of the pants.

b) circumference of the upper thigh: measure the largest point of the upper leg.

c) circumference of the calf: measure the largest point of the calf.

MEASURE TABLE for ahg-shooting clothing



Model Art.-Nr.

Jacket

Pants

Sender

- For women.
- For men.
- Right hand version.
- Left hand version.
- Jacket 167 for paralympic shooters.
- Measured with shooting underwear.
- Measured with shirt/blouse.
- Measurements taken while wearing shooting pants.

ready-to-wear size

Two small boxes for ready-to-wear size.

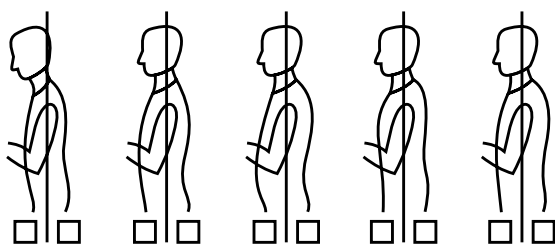
Paralympic jackets: Model 167 can also be tailored for paralympic shooters. Therefore, the following points have to be measured differently: **3a)** The width of the waist is measured while sitting, **3b)** is not required. **4a)** Measure the front waist length from the top of the shoulder, close to the neck, down over the breast nipple until the measuring tape touches the thigh. **6b)** is not required

Description	cm
1+2 Chest:	
3 a) Waist:	
b) Hip:	
4 a) Front waist length:	
b) Chest height:	
5 a) Waist length:	
b) Width of back:	
6 a) Width of shoulder:	
b) Length of back:	
7 a) Width of shoulder:	
b) Upper arm:	


Description	cm
8 a) Arm pit:	
b) Wrist circumference:	
9 a) Length of upper arm:	
b) Length of lower arm:	
10 a) Knee pad:	
b) Length of side:	
11 a) Length of inside leg:	
b) Circumference of upper thigh:	
c) Circumference of calf:	
12 Height (required):	

For pants please measure 3, 10, 11 and state the height. For jackets please measure 1 bis 9 and state the height.

Please state the shape of your body.



Please state the shape of your right and left shoulder.



Please find your standard size for women's and men's shooting clothing with the help of the following list:

Women	Size						
Normal-size	36	38	40	42	44	46	48
Stature	165	168	170	174	177	177	177
Chest	84	88	92	96	100	104	110
Waist	63	67	70	74	78	83	90
Hips	90	94	98	102	106	110	116
Sleeve length	59	59	59	59	59	59	59

Herren	Size					
Normal-size	44	46	48	50	52	54
Stature	168	171	174	177	180	183
Chest	88	92	96	100	104	106
Waist	80	84	88	92	96	100
Sleeve length	59	60,5	62	63,5	65	66
Hips	96	100	104	108	112	116

Men	Size		
Large size	56	58	60
Stature	184	186	188
Chest	112	116	120
Waist	104	110	112
Sleeve length	67	68	69
Hips	119	122	124

Small	Size			
Small	94	98	102	106
Stature	180	183	186	186
Chest	94	98	102	106
Waist	84	88	92	96
Sleeve length	64	65,5	67	68
Hips	102	106	110	114

Stocky	Size					
Stocky	25	26	27	28	29	30
Stature	171	174	176	178	180	182
Chest	100	104	108	112	116	120
Waist	96	100	104	106	112	114
Sleeve length	61	62	63	64	65	66
Hips	110	114	116	122	126	130

